

AVENEL™ - GLAZED PORCELAIN | GLAZED CERAMIC

GLAZED PORCELAIN FLOOR
GLAZED CERAMIC MOSAIC

GLAZED PORCELAIN FLOOR TILE



IVORY AV25



BEIGE AV26



GRAY AV27



**POST-CONSUMER
RECYCLED MATERIALS**





MADE IN THE U.S.A.



**PRE-CONSUMER
RECYCLED MATERIALS**

All or select items within this series meet the requirements for these qualifications.

SIZES

			Thickness	Sq. Ft./ Carton	Pieces/ Carton
	12 x 24 Floor Tile	11-13/16" x 23-13/16" (30.00 cm x 60.48 cm)	3/8"	15.60	8
	2 x 2 Mosaic	12" x 24" Sheet (30.48 cm x 60.96 cm Sheet)	1/4"	24.00	12

TRIM

			NUMBER	Pieces/ Carton
	Floor Bullnose	3 x 24	P-43F9	10

■ Dot-mounted □ Ceramic body

APPLICATIONS

	Target DCOF wet	Suitable
Dry & Level - Interior Floor	N/A	●
Wet & Level - Interior Floor	≥ 0.42	●
Shower Floors (Residential or Light Commercial)	≥ 0.42	●*
Exterior Floor Applications (including pool decking & other wet areas with minimal footwear)	≥ 0.60	
Ramps & Inclines	≥ 0.65	
Walls/Backsplashes	N/A	●
Countertops	N/A	●
Pool Linings	N/A	●*

A DCOF value of ≥ 0.42 is the standard for tiles specified for level interior spaces expected to be walked upon when wet, as stated in ANSI A137.1-2012, Section 9.6.


APPLICATION NOTES:

Floor tile suitable for exterior applications in freezing and non-freezing climates, when proper installation methods are followed.

Mosaic tile suitable for exterior applications in non-freezing climates, when proper installation methods are followed.

* Mosaic tile only

INSTALLATION

Grout Joint Recommendation	Shade Variation
Floor: 3/16" (Overlap should not exceed 33% when installing tile with a length 15" or greater in a staggered brick-joint pattern.)	 MEDIUM (V2)
Mosaic: 1/8"	
RELATIVE PRICING: Low	

PERFORMANCE CHARACTERISTICS

	ASTM#	FLOOR RESULT	MOSAIC RESULT
Water Absorption	C373	< 0.5%	< 3.0%
Breaking Strength	C648	> 275 lbs.	> 250 lbs.
Scratch Hardness	MOHS	8.0	8.0
Chemical Resistance	C650	Resistant	Resistant
Abrasion Resistance	CI027	4	4

NOTES

Since there are variations in all fired ceramic and natural products, tile and trim supplied for your particular installation may not match samples. Final confirmation should be made from actual tiles and trim prior to installation. Manufactured in accordance with ANSI A137.1 standards.

Not for use on ramps. Water, oil, grease, improper drainage and certain footwear can create slippery conditions. Floor applications expected to be exposed to these conditions require extra caution in product selection.

Special consideration needs to be given when installing tiles greater than 15 inches.

Use of a latex modified thin-set is recommended for installation.