

NEOSPECK™
COLORBODY™ PORCELAIN




Photo features Neospeck White 24 x 24 Light Polished on the floor.

NEOSPECK™ COLORBODY™ PORCELAIN FLOOR & MOSAIC WITH REVEAL IMAGING®

Neospeck™ offers a terrazzo-inspired aesthetic with a monochromatic color scheme perfect for commercial settings. Its retro style with a modern vibe gives designers the ability to create clean contemporary spaces using large-format sizes with rectified edges. **Five colors available in matte and light polished finishes that coordinate with our new Neoconcrete™ collection with StepWise™ technology to deliver more design ideas indoor and outdoor.** Accentuate your design with a trapezoid mosaic in two complementary blends for an intriguing geometric effect.

COLORBODY™ PORCELAIN FLOOR TILE (AVAILABLE IN MATTE & LIGHT POLISHED)



WHITE NE01



BEIGE NE02



LIGHT GRAY NE03



MEDIUM GRAY NE04



DARK GRAY NE05

COLORBODY™ PORCELAIN MOSAIC



WARM UNIVERSAL NE06
 (25% White NE01 Matte,
 25% White NE01 Light Polished,
 25% Beige NE02 Matte,
 25% Beige NE02 Light Polished)



COOL UNIVERSAL NE07
 (12.5% Light Gray NE03 Matte,
 12.5% Light Gray NE03 Light Polished,
 12.5% Medium Gray NE04 Matte,
 12.5% Medium Gray NE04 Light Polished,
 25% Dark Gray NE05 Matte,
 25% Dark Gray NE05 Light Polished)





Photo features Neospeck™ Dark Gray 24 x 24 Unpolished and Medium Gray 12 x 24 Unpolished on the floor with Bricktown™ Cashmere Court 4 x 8 on the left wall.




NEOSPECK™ COLORBODY™ PORCELAIN FLOOR & MOSAIC WITH REVEAL IMAGING®

NEOSPECK™

SIZES

			THICKNESS	SQ. FT./ CARTON	PIECES/ CARTON
	24 x 24 Floor Tile *	23-3/8" x 23-3/8" (59.44 cm x 59.44 cm)	5/16"	15.20	4
	12 x 24 Floor Tile *	11-5/8" x 23-3/8" (29.56 cm x 59.44 cm)	5/16"	15.12	8
	4 x 6 Trapezoid Mosaic ■ **	12" x 12" Sheet (30.48 cm x 30.48 cm Sheet)	5/16"	10.00	10

TRIM

			NUMBER	PIECES/ CARTON
	Floor Bullnose	3 x 24	P-43F9	10
	Cove Base □	6 x 12	P-36C9TB	22
	Cove Base Outcorner □	6 x 1	PC-36C9TB	15

Cove base trim is intended to coordinate with floor tile in the standard 90-degree installation position. Cove base and cove corner trim are suitable for non-freezing climates only.

* Available in Matte and Light Polished ■ Mesh-mounted

** A blend of Matte and Light Polished finishes □ Ceramic body

INSTALLATION & PRICING

RECOMMENDED GROUT JOINT:

Floor: 1/8" (3/16" when installing tile with a length 15" or greater in a staggered brick-joint pattern; overlap should not exceed 33%.)

Mosaic: 1/8"

RELATIVE PRICING: Medium to High

SHADE VARIATION



PERFORMANCE CHARACTERISTICS

	ASTM#	FLOOR RESULT	MOSAIC RESULT
Water Absorption	C373	< 0.5%	< 0.5%
Breaking Strength	C648	> 275 lbs.	> 275 lbs.
Scratch Hardness	MOHS	8.0	8.0
Chemical Resistance	C650	Resistant	Resistant
Abrasion Resistance	C1027	N/A	N/A

For additional information on test results, visit us at: americanolean.com/information/TestResults.

USAGE

FLOORS	WALLS	COUNTERTOPS
F	W	C

APPLICATIONS

	TARGET DCOF WET	SUITABLE
Dry & Level – Interior Floor	N/A	●
Wet & Level – Interior Floor	≥ 0.42	●*
Shower Floors (Residential or Light Commercial)	≥ 0.42	
Exterior Floor Applications (including pool decking & other wet areas with minimal footwear)	≥ 0.60	
Ramps & Inclines	≥ 0.65	
Walls/Backsplashes	N/A	●
Countertops	N/A	●
Pool Linings	N/A	●**

A DCOF value of ≥0.42 is the standard for tiles specified for level interior spaces expected to be walked upon when wet, as stated in ANSI A137.1-A326.3. For more information about DCOF and the DCOF AcuTest™, visit americanolean.com/DCOF.

APPLICATION NOTES:

Suitable for exterior applications in freezing and non-freezing climates, when proper installation methods are followed.

* Matte finish only

**Mosaic tile only

NOTES

Since there are variations in all fired ceramic and natural products, tile and trim supplied for your particular installation may not match samples. Final confirmation should be made from actual tiles and trim prior to installation. Manufactured in accordance with ANSI A137.1 standards.

Not for use on ramps. Water, oil, grease, improper drainage and certain footwear can create slippery conditions. Floor applications expected to be exposed to these conditions require extra caution in product selection.

For additional information refer to "Factors to Consider" at: americanolean.com/Factors.

Special consideration needs to be given when installing tiles greater than 15 inches. Please refer to americanolean.com/LargeTiles for more information.

Manufacturer Advisory: All tile is measured by the DCOF AcuTest™ method. Tiles with DCOF values <0.42 are not recommended for use in areas with wet or slippery conditions. For more information, see ANSI standard A137.1 section 6.2.2.1.10, available at www.tileusa.com.

Special care should be taken when grouting with dark pigmented colors. A grout release is recommended to prevent finely powdered pigments from lodging in the pores of the surface. Use of a latex modified thin-set is recommended for installation.



All or select items within this series meet the requirements for these qualifications. For more information visit americanolean.com.

AMERICANOLEAN.COM